PETS Survey - Dashboard

VIEWED	STARTED	COMPLETED	COMPLETION RATE	DROP OUTS	TIME TO COMPLETE
376	158	158	100%	0	6 mins

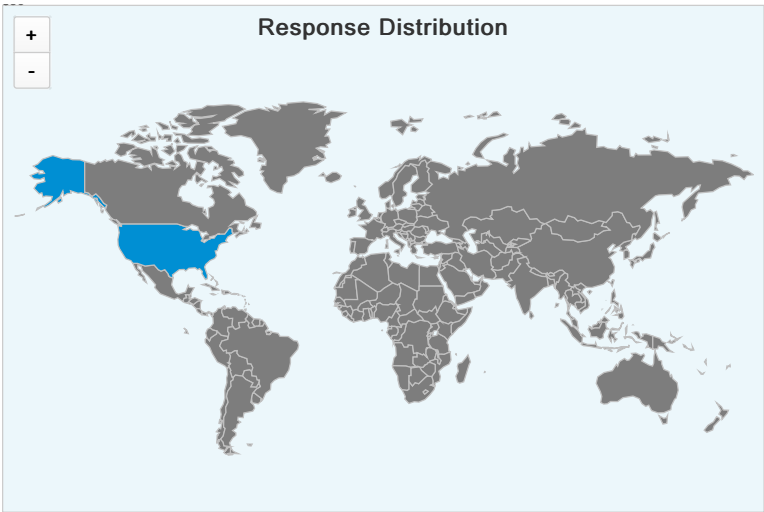

Countries	Responses
US	99.37%
Unknown	0.63%
Total	100.00%

Which of the following best describes the organization that you work for or a tobacco control group in which you are a member? (Please check all that apply.)

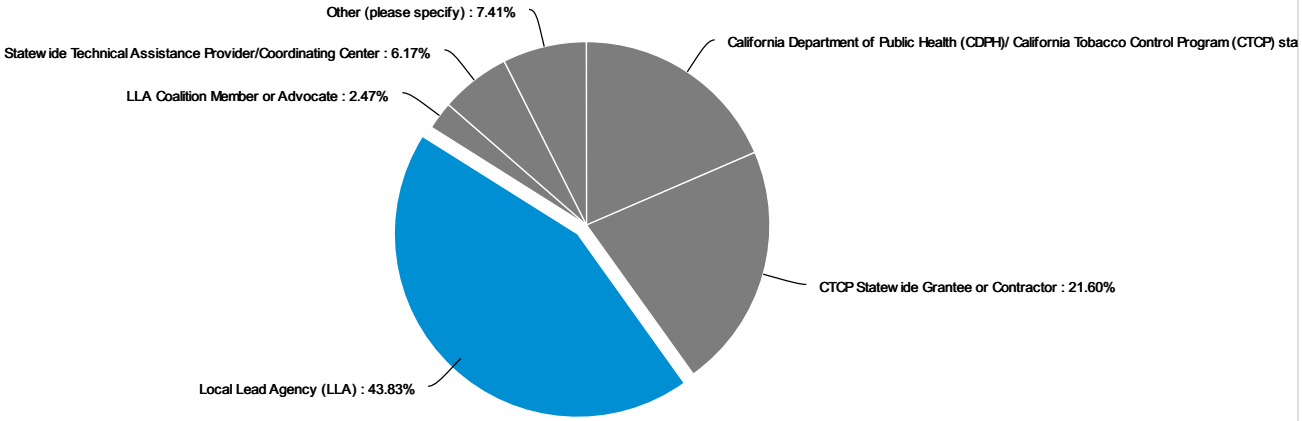

Answer	Count	Percent	20% 40% 60% 80% 100%
California Department of Public Health (CDPH)/ California Tobacco Control Program (CTCP) staff	30	18.52%	
CTCP Statewide Grantee or Contractor	35	21.6%	
Local Lead Agency (LLA)	71	43.83%	
LLA Coalition Member or Advocate	4	2.47%	
Statewide Technical Assistance Provider/Coordinating Center	10	6.17%	
Other (please specify)	12	7.41%	
Total	162	100 %	

Which of the following best describes the organization that you work for or a tobacco control group in which you are a member? (Please check all that apply.) - Text Data for Other (please specify)

11/26/2018	16617591	CA Quits Project
11/21/2018	16616105	external evaluator
11/21/2018	16615866	County Tobacco Education
11/20/2018	16615571	Researcher

11/20/2018	16615528	Non-Profit
11/20/2018	16615515	California Department of Justice
11/20/2018	16615514	CTCP Competitive Grantee 15-100
11/20/2018	16615503	Sub-contractor of LLA
11/19/2018	16614472	Competitive Grantee
11/18/2018	16613945	Smokefree Air For Everyone (non-profit)
11/15/2018	16612582	Evaluator
11/14/2018	16611318	LACDPH TCPP contractor

Please select the option that best describes your role/designation within your organization.

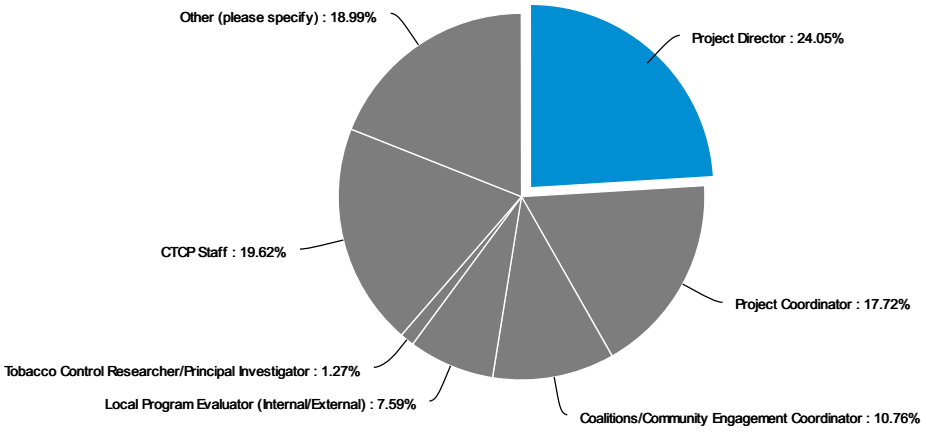

Answer	Count	Percent	20% 40% 60% 80% 100%
Project Director	38	24.05%	
Project Coordinator	28	17.72%	
Coalitions/Community Engagement Coordinator	17	10.76%	
Local Program Evaluator (Internal/External)	12	7.59%	
Tobacco Control Researcher/Principal Investigator	2	1.27%	
CTCP Staff	31	19.62%	
Other (please specify)	30	18.99%	
Total	**158**	**100 %**	

Please select the option that best describes your role/designation within your organization. - Text Data for Other (please specify)

11/26/2018	16617760	Project Staff
11/26/2018	16617727	Project Manager
11/26/2018	16617594	Health Promotion & Education Technician
11/26/2018	16617591	PRIME Health System Coordinator
11/21/2018	16615873	Program assistant
11/21/2018	16615866	Staff
11/20/2018	16615593	policy analyst
11/20/2018	16615588	Health Education Specialist
11/20/2018	16615540	Advocacy Manager (regional)
11/20/2018	16615528	Program Assistant
11/20/2018	16615515	Senior Assistant Attorney General
11/20/2018	16615506	Health Educator

11/20/2018	16615500	Program Aide
11/20/2018	16615474	Fiscal Staff
11/19/2018	16614485	Media Specialist
11/16/2018	16613667	Admin Staff, tobacco program,
11/16/2018	16613333	Policy Coordinator
11/15/2018	16612746	Program Supervisor
11/15/2018	16612574	Youth Program Coordinator
11/15/2018	16612516	Health Educator
11/14/2018	16611658	Senior Staff Attorney
11/14/2018	16611318	communications
11/14/2018	16611178	Analyst
11/14/2018	16611123	Researcher/technical support
11/14/2018	16611117	Youth Coordinator
11/14/2018	16611079	Project Staff
11/13/2018	16610599	Public Health Educator
11/13/2018	16610598	Youth Coordinator
11/13/2018	16610554	Fiscal staff
11/13/2018	16610551	Health Educator

How long have you worked in tobacco control?

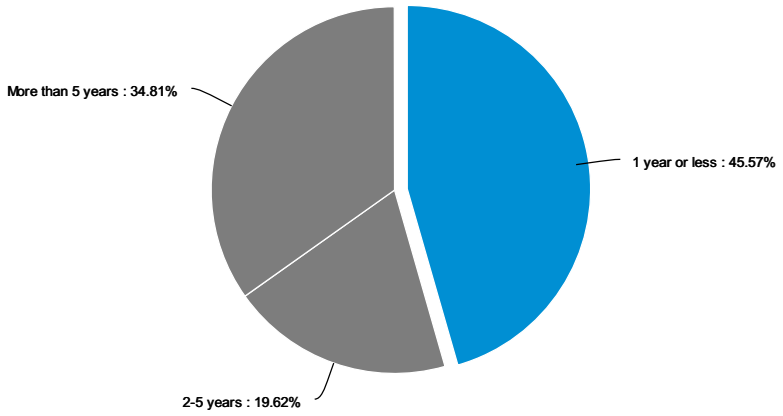

Answer	Count	Percent	20% 40% 60% 80% 100%
1 year or less	72	45.57%	
2-5 years	31	19.62%	
More than 5 years	55	34.81%	
Total	158	100 %	

Have you heard of the Policy Evaluation Tracking System, better known as PETS?

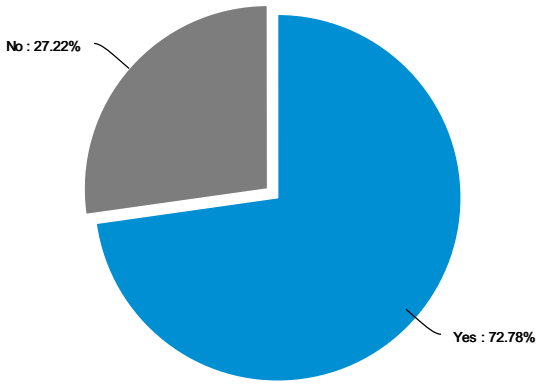

Answer	Count	Percent	20% 40% 60% 80% 100%
Yes	115	72.78%	
No	43	27.22%	
Total	158	100 %	

How did you first hear about PETS?

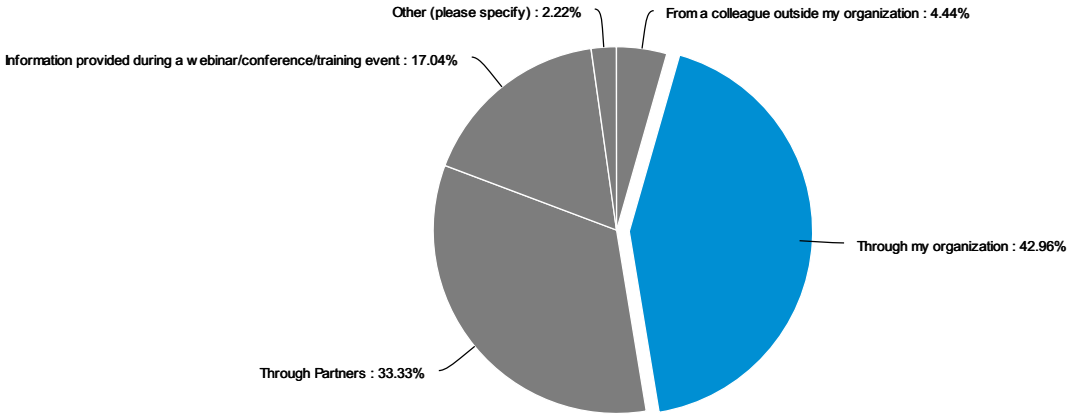

Answer	Count	Percent	20% 40% 60% 80% 100%
From a colleague outside my organization	6	4.44%	
Through my organization	58	42.96%	
Through Partners	45	33.33%	
Information provided during a webinar/conference/training event	23	17.04%	
Other (please specify)	3	2.22%	
Total	135	100 %	

How did you first hear about PETS? - Text Data for Other (please specify)

11/20/2018	16615523	CDPH
11/19/2018	16614472	From Lisa Peterson
11/14/2018	16611097	during on-boarding

Have you used PETS before?

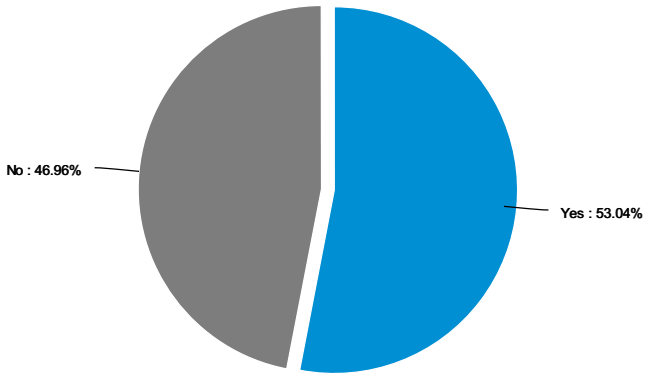

Answer	Count	Percent	20% 40% 60% 80% 100%
Yes	61	53.04%	
No	54	46.96%	
Total	115	100 %	

Why have you not used PETS in the past? (Please check all that apply.)

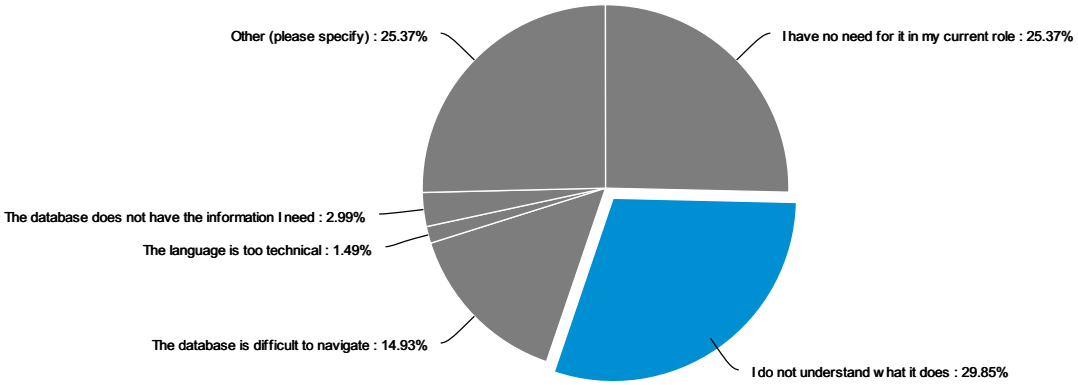

Answer	Count	Percent	20% 40% 60% 80% 100%
I have no need for it in my current role	17	25.37%	
I do not understand what it does	20	29.85%	
The database is difficult to navigate	10	14.93%	
The language is too technical	1	1.49%	
The database does not have the information I need	2	2.99%	
Other (please specify)	17	25.37%	
Total	67	100 %	

Why have you not used PETS in the past? (Please check all that apply.) - Text Data for Other (please specify)

11/26/2018	16617760	I anticipate I will be using it.
11/26/2018	16617727	new to this role
11/26/2018	16617591	I have not had to use it in my previous position. I am new in my current position, where I have learned about PETS.
11/24/2018	16617130	Just haven't needed it as other databases I routinely use (ChangeLab) have the same information
11/20/2018	16615580	have not needed to
11/20/2018	16615546	Have not gotten around to it

11/20/2018	16615540	Difficult to find.
11/20/2018	16615514	where do I access it?
11/19/2018	16614203	It doesn't seem all that useful or accessible the way the ALA's State of Tobacco Control publication is.
11/16/2018	16613596	Did not remember that it existed.
11/15/2018	16612582	I have not explored what it has to offer.
11/14/2018	16611980	Haven't had a need yet
11/13/2018	16610599	new to the program and need to learn how to use it
11/13/2018	16610577	
11/13/2018	16610586	I attended a webinar to learn about PETS (so NOW understand it) but have not had occasion to really explore its use.
11/13/2018	16610583	Haven't gone to the website to see what it's about and to navigate it.
11/13/2018	16610551	I have not had a need for it yet

How have you used PETS in the past? (Please check all that apply.)

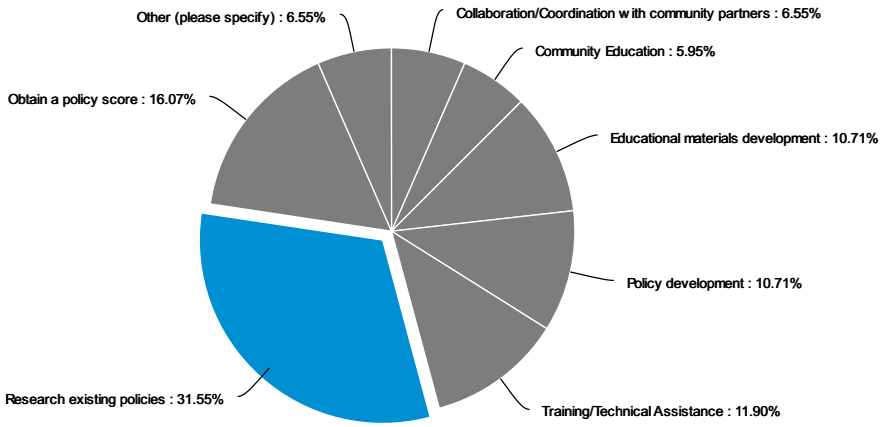

Answer	Count	Percent	20% 40% 60% 80% 100%
Collaboration/Coordination with community partners	11	6.55%	
Community Education	10	5.95%	
Educational materials development	18	10.71%	
Policy development	18	10.71%	
Training/Technical Assistance	20	11.9%	
To develop Media (Earned and/or Paid)	0	0%	
Research existing policies	53	31.55%	
Obtain a policy score	27	16.07%	
Other (please specify)	11	6.55%	
Total	**168**	**100 %**	

How have you used PETS in the past? (Please check all that apply.) - Text Data for Other (please specify)

11/26/2018	16617666	I have not used it in the past only heard of it
11/20/2018	16615529	CX Needs Assessment
11/20/2018	16615519	CX preparation
11/20/2018	16615489	I have never used it before
11/20/2018	16615462	not used
11/18/2018	16613958	just to poke around after I heard about it at the last CX conference
11/16/2018	16613596	have not used PETS in the past.

11/16/2018	16613469	CX process
11/14/2018	16611171	I haven't used it.
11/14/2018	16611042	Never used PETS
11/13/2018	16610537	I have not utilized PETS in the past

In the last 12 months, how many times have you used PETS?

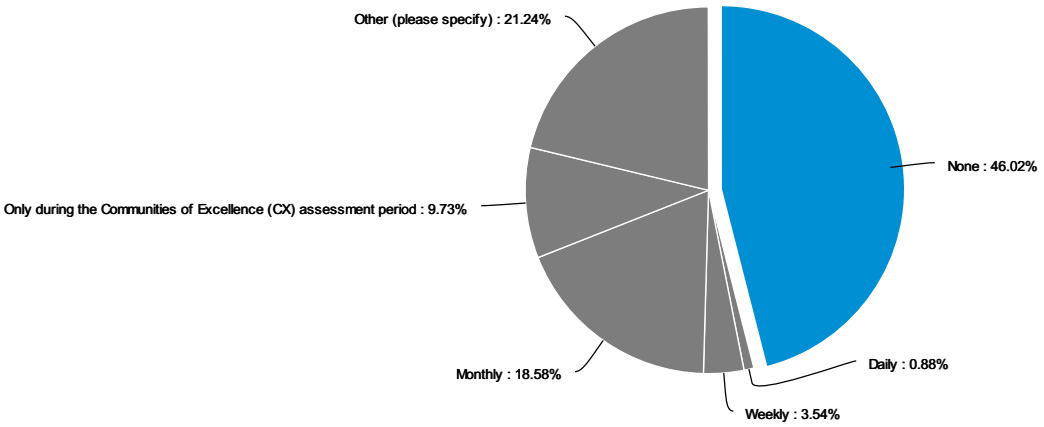

Answer	Count	Percent	20% 40% 60% 80% 100%
None	52	46.02%	
Daily	1	0.88%	
Weekly	4	3.54%	
Monthly	21	18.58%	
Only during the Communities of Excellence (CX) assessment period	11	9.73%	
Other (please specify)	24	21.24%	
Total	**113**	**100 %**	

In the last 12 months, how many times have you used PETS? - Text Data for Other (please specify)

11/26/2018	16617542	Just to get to know what PETS has to offer.
11/21/2018	16616330	2-3 times
11/21/2018	16615934	reporting information
11/20/2018	16615586	Less than monthly, more than just CX
11/20/2018	16615569	Use is project based. I used it intensely in May - August, 2018
11/20/2018	16615567	a couple times during the year
11/20/2018	16615511	every couple of months when I need data or policy info.
11/20/2018	16615510	2-3 times
11/20/2018	16615469	a few times to explore
11/20/2018	16615462	0
11/19/2018	16614472	A few times.
11/16/2018	16613333	Once
11/15/2018	16612574	no more than 5 times total
11/14/2018	16611658	When necessary for project work - a few times over the year.
11/14/2018	16611112	Twice
11/13/2018	16610595	2-3 per year
11/13/2018	16610586	Only very briefly during the webinar

11/13/2018	16610588	1-2 times over the past year
11/13/2018	16610575	Twice in the last 12 months
11/13/2018	16610559	Once, only to research existing policies
11/13/2018	16610552	one time to check it out
11/13/2018	16610537	I have utlized PETS twice in my almost year of work at CTCP
11/13/2018	16610538	2 times (project specific)

In what ways are you planning to use PETS in the next 12 months? (Please check all that apply.)

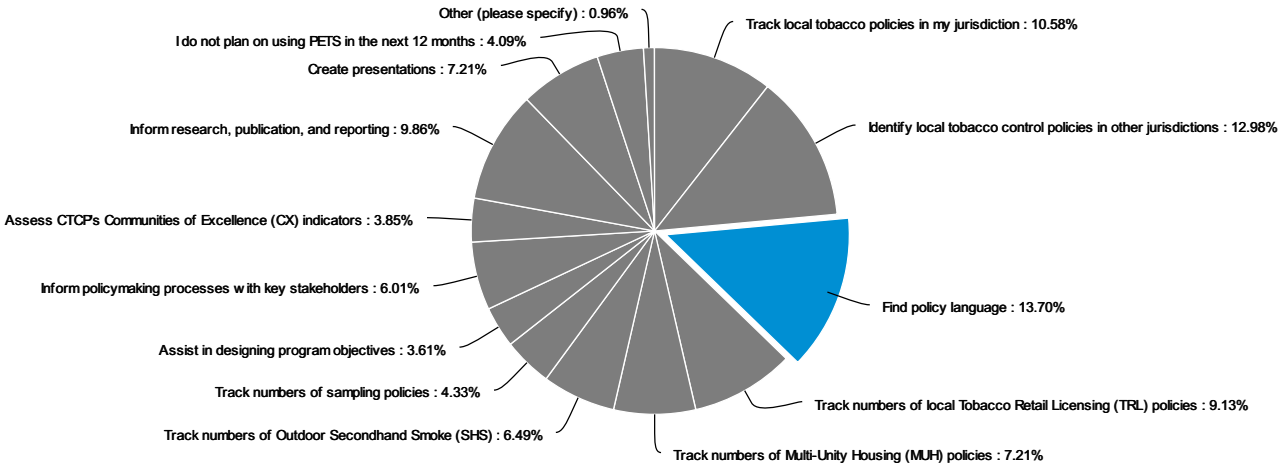

Answer	Count	Percent	20% 40% 60% 80% 100%
Track local tobacco policies in my jurisdiction	44	10.58%	
Identify local tobacco control policies in other jurisdictions	54	12.98%	
Find policy language	57	13.7%	
Track numbers of local Tobacco Retail Licensing (TRL) policies	38	9.13%	
Track numbers of Multi-Unity Housing (MUH) policies	30	7.21%	
Track numbers of Outdoor Secondhand Smoke (SHS)	27	6.49%	
Track numbers of sampling policies	18	4.33%	
Assist in designing program objectives	15	3.61%	
Inform policymaking processes with key stakeholders	25	6.01%	
Assess CTCP's Communities of Excellence (CX) indicators	16	3.85%	
Inform research, publication, and reporting	41	9.86%	
Create presentations	30	7.21%	
I do not plan on using PETS in the next 12 months	17	4.09%	
Other (please specify)	4	0.96%	
Total	416	100 %	

In what ways are you planning to use PETS in the next 12 months? (Please check all that apply.) - Text Data for Other (please specify)

11/20/2018	16615489	I am not sure
11/14/2018	16611097	Show TA clients PETS if they are not aware
11/13/2018	16610655	Need to learn more about what PETS offers
11/13/2018	16610583	Just to look and see what/how it may be applicable to the work I'm doing.

What do you dislike about the current PETS? (Please check all that apply.)

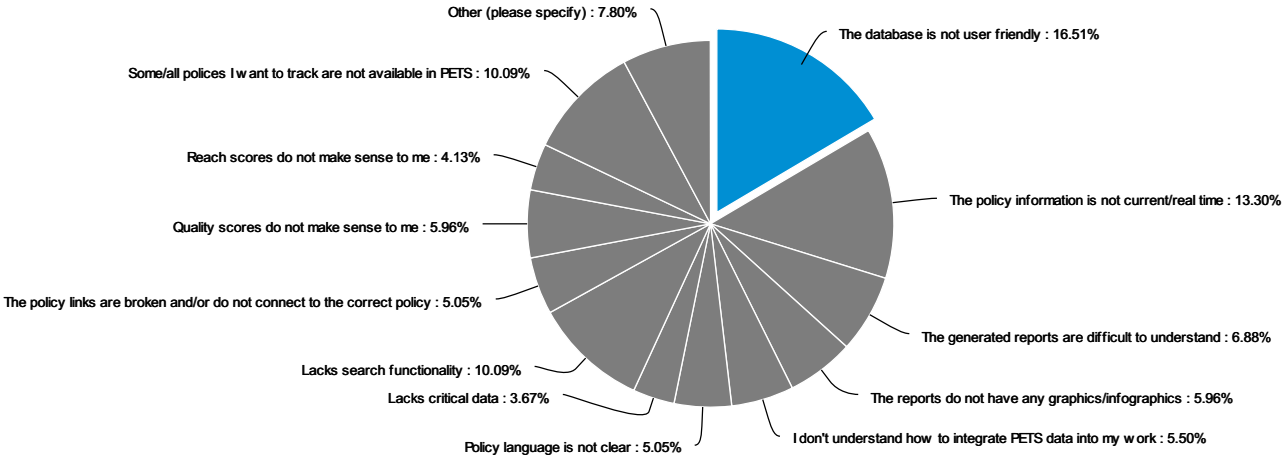

Answer	Count	Percent
The database is not user friendly	36	16.51%
The policy information is not current/real time	29	13.3%
The generated reports are difficult to understand	15	6.88%
The reports do not have any graphics/infographics	13	5.96%
I don't understand how to integrate PETS data into my work	12	5.5%
Policy language is not clear	11	5.05%
Lacks critical data	8	3.67%
Lacks search functionality	22	10.09%
The policy links are broken and/or do not connect to the correct policy	11	5.05%
Quality scores do not make sense to me	13	5.96%
Reach scores do not make sense to me	9	4.13%
Some/all polices I want to track are not available in PETS	22	10.09%
Other (please specify)	17	7.8%
Total	**218**	**100 %**

What do you dislike about the current PETS? (Please check all that apply.) - Text Data for Other (please specify)

11/26/2018	16617666	Not sure
11/24/2018	16617130	See above
11/20/2018	16615580	I would love to help out on future surveys. Skip logic should have been incorporated into this survey
11/20/2018	16615563	Have not been introduced/trained
11/20/2018	16615514	Where? How do I access it?
11/20/2018	16615506	Not talked about enough so I think t is an overlooked anf forgotten about resource
11/20/2018	16615489	The website looks super outdated
11/20/2018	16615462	no information
11/16/2018	16613469	I haven't used it recently enough to say. I honestly just forgot about it, it's not advertised well as a tool. I'm not sure how I can use it.
11/15/2018	16612746	Don't have an opinion about this. Have not used it enough.
11/14/2018	16611171	I haven't used it so I have no comment.
11/14/2018	16611097	hard to tell how updated some information are. And some GIS or mapping would be nice, or easy to find links to relevant GIS/mapping resources elsewhere
11/13/2018	16610655	NA

11/13/2018	16610599	have not used it
11/13/2018	16610586	I have not used it enough to like/dislike it.
11/13/2018	16610583	N/A
11/13/2018	16610480	Not sure if it's comprehensive of all policies in each jurisdiction

What would make you or your organization more likely to utilize PETS (Please check all that apply.)

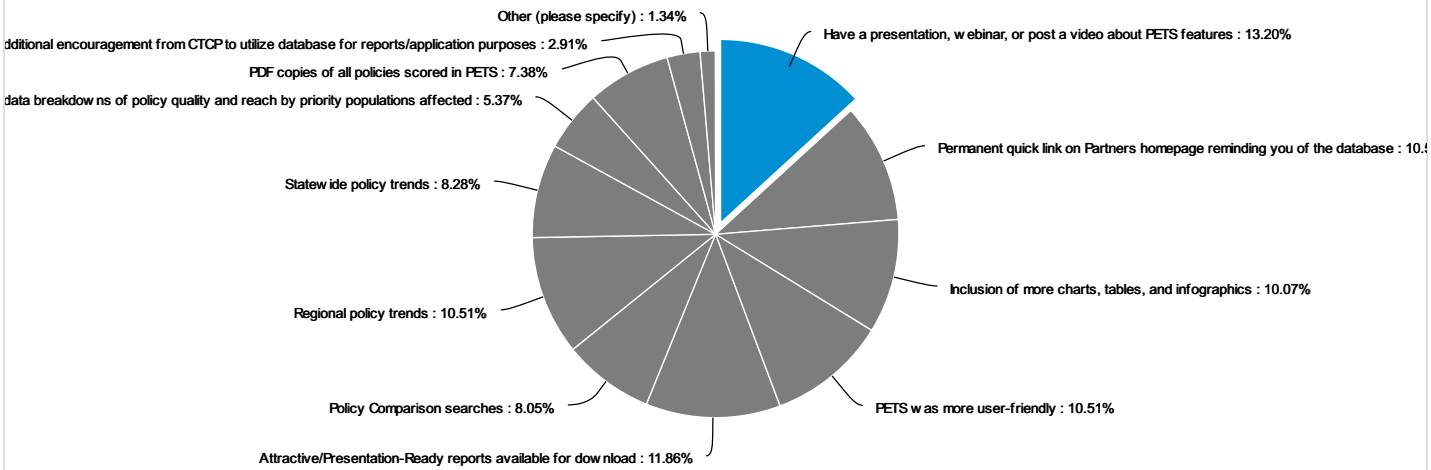

Answer	Count	Percent	20% 40% 60% 80% 100%
Have a presentation, webinar, or post a video about PETS features	59	13.2%	
Permanent quick link on Partners homepage reminding you of the database	47	10.51%	
Inclusion of more charts, tables, and infographics	45	10.07%	
PETS was more user-friendly	47	10.51%	
Attractive/Presentation-Ready reports available for download	53	11.86%	
Policy Comparison searches	36	8.05%	
Regional policy trends	47	10.51%	
Statewide policy trends	37	8.28%	
Additional data breakdowns of policy quality and reach by priority populations affected	24	5.37%	
PDF copies of all policies scored in PETS	33	7.38%	
Additional encouragement from CTCP to utilize database for reports/application purposes	13	2.91%	
Other (please specify)	6	1.34%	
Total	447	100 %	

What would make you or your organization more likely to utilize PETS (Please check all that apply.) - Text Data for Other (please specify)

11/20/2018	16615462	unsure
11/15/2018	16612574	Comparison of strength between different jurisdiction policies
11/14/2018	16610968	Summary reports with brief analysis of the policy score. The reports are currently too lengthy. It takes time for new users to get to know the system so a video tutorial with a walk through of the website would be great for new users.
11/13/2018	16610583	N/A
11/13/2018	16610549	Excel exports of data
11/13/2018	16610480	a reminder (and maybe this could be as part of the link on Partners) to update or send adopted policies

What types of policies do you think PETS should be tracking beyond what is there now? (Please check all that apply.)

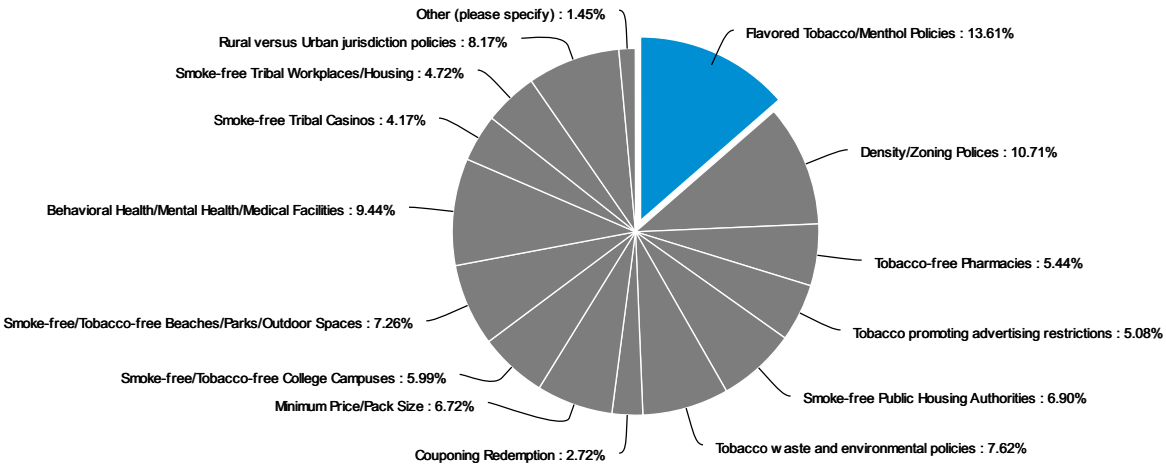

Answer	Count	Percent	20% 40% 60% 80% 100%
Flavored Tobacco/Menthol Policies	75	13.61%	
Density/Zoning Polices	59	10.71%	
Tobacco-free Pharmacies	30	5.44%	
Tobacco promoting advertising restrictions	28	5.08%	
Smoke-free Public Housing Authorities	38	6.9%	
Tobacco waste and environmental policies	42	7.62%	
Couponing Redemption	15	2.72%	
Minimum Price/Pack Size	37	6.72%	
Smoke-free/Tobacco-free College Campuses	33	5.99%	
Smoke-free/Tobacco-free Beaches/Parks/Outdoor Spaces	40	7.26%	
Behavioral Health/Mental Health/Medical Facilities	52	9.44%	
Smoke-free Tribal Casinos	23	4.17%	
Smoke-free Tribal Workplaces/Housing	26	4.72%	
Rural versus Urban jurisdiction policies	45	8.17%	
Other (please specify)	8	1.45%	
Total	**551**	**100 %**	

What types of policies do you think PETS should be tracking beyond what is there now? (Please check all that apply.) - Text Data for Other (please specify)

11/26/2018	16617542	Smoke Free Multi Unit Housing
11/20/2018	16615586	Definitions, Regular Housing, Comprehensive Smoke-free Outdoor policies
11/20/2018	16615526	seperate out min price from pack size above, they are different
11/20/2018	16615514	What is there now?
11/20/2018	16615462	not sure what it is tracking now
11/18/2018	16613958	marijuana related policies
11/14/2018	16611097	all these are good, but maybe prioritize some and do them comprehensively, it's very little value if they are half updated because in that case we don't know if we should trust it. whereas if you announce on Partners, all campus policies are up-to-date to Fall 2018, that would be more useful.
11/13/2018	16610551	Healthy Store policies